

Diatonic Patterns


4 Chord "Free Form" & "Textures"

B2wk6c


On this lesson we focus on using our DIATONIC PATTERNS through 4 bar progressions I have written. We will apply single note FREE FORM ideas over the 4 bars and also work on seeing the 2 NOTE TEXTURES clearly. Work on 1 Line repeating it with an abundance of ideas you can put out. Then you can blend a couple lines together and eventually connect them ALL.

Keep your ideas at first separate. SINGLE NOTES and then 2 NOTE TEXTURES. Once you have a level of comfort here you can try to alternate between the 2 skills which create a nice blend of thin and then thicker sound adding interest.


1 Cmaj7 D min7 C/E G/B



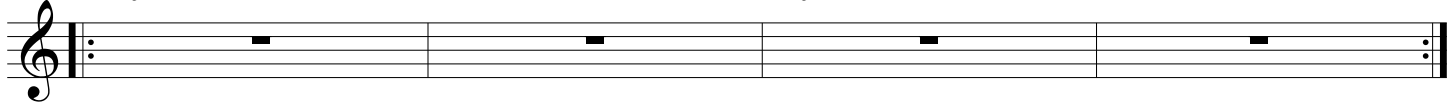
5 D min7 C/E A min7 Fmaj7




9 C/E A min7 Fmaj7 G7




13 Fmaj7 G/B Cmaj7 C/E



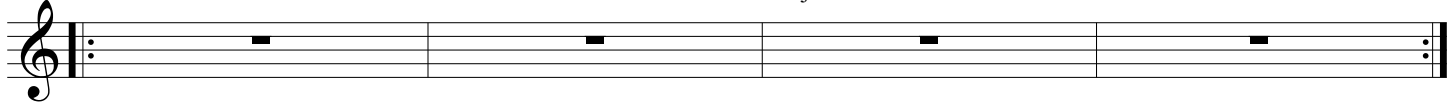
17 G7 G/B Cmaj7 C/E



21 A min7 C/E D min7 G/B



25 G/B C/E Fmaj7 A min7



29 D min7 C/E Fmaj7 G7

